

To take a picture:

1. Click on the box where you want the image to go
2. Click INSERT
3. Click IMAGE
4. Click CAMERA
5. Allow google to use your camera
6. Take and insert picture



EGG DROP CHALLENGE

3rd grade -Virtual Scrapbook



Egg Drop- S.T.E.M. project

Directions for slides:

1. Choose the next available slide
2. Put your name in Inventor box
3. Tell us about your egg drop in the boxes provided

(Picture directions in the next slide)

Name of Student inventor: Christopher B.

Picture of your egg drop:



Materials used:

How would you improve your design?

My design worked great!



Name of Student inventor:

Charlie B

Picture of your egg drop:



Materials used:

A cardboard cup two sponges and a plastic bag

How would you improve your design?

It was good as it was.

I cut a little bit of the plastic bag so the wind would take it.



Name of Student inventor: Sarah Font

Picture of



Materials used:
tape, plastic bag,
plastic shopping
bag, knife, paper,
egg, staples

How would you improve
your design?

The plastic shopping bag
for a parachute.



Name of Student inventor: Daniel Gregorio



Materials used:


- A cup
- plastic bags
- Straws
- A piece of egg Carton
- String
- Tape

How would you improve your design?

I could improve my design by adding cotton balls. But sadly we didn't have any more. So we just used more plastic bags inside the cup.

Name of Student inventor: Cyril Bechay

Picture of your egg drop:



Materials used:

- 1- raw egg
- 2- plastic egg
- 3- cotton balls
- 4- tape
- 5- egg crates

How would you improve your design?

I first filled the plastic egg with the raw egg surrounded with cotton balls then I taped it and threw it but the egg cracked. Then I improved it by adding the egg crates, I repeated the same things and added at the end the egg crates. I taped the egg crates around the egg and retried it and it succeeded YAAAY!!



Evangelina

Picture of your egg drop:



Materials
used: water, egg, 2
bags.

How would you improve
your design? Well i would
like to build a parachute
for the egg to not have a
rough landing.



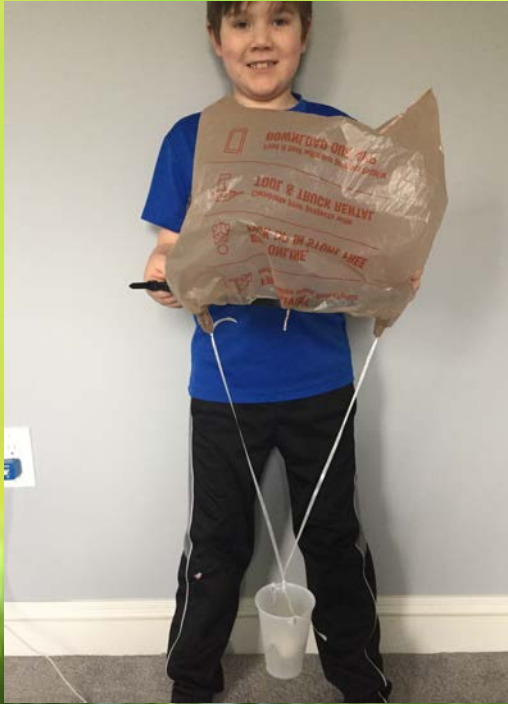
Name of Student inventor: Brendyn

Materials used:

Plastic bag
Plastic cup
Curling ribbon
Large Tie wrap
Piece of egg carton

How would you improve your design?

I would improve my design by adding more of a cushion in the cup, like soft foam.



Name of Student inventor: JonJon

Picture of your egg drop:



Materials used:

- 1 A cup
- 2 A shoelace
- 3 A bag
- 4 And a sock

How would you improve your design?

I wouldn't change anything about it.



Name of Student inventor: Colleen Onger



Materials used:

- 1 egg
- Styrofoam
- Flour
- Cupcake liner
- Rubber band
- Egg carton
- 2 ziplock bags
- Paper towel and
- A kitchen towel

How would you improve your design?

I would improve my design by adding more cushioning to the egg to protect it from breaking.



Name of Student inventor:Sahana Shah

Picture of your egg drop:



Materials used:
Plastic cup,clay,
Straws,hot glue,
and tissue paper.

How would you improve
your design?

First I had a plastic cup.
Then I put clay in it.I put
the egg inside of it,I hot
glued straws on it .Then
Put tissue paper on top.



Name of Student inventor: Chloe Bintner

Picture of your egg drop:



Materials used:

- * cotton fabric
- * plastic bag
- * yarn
- * two easter eggs
- * stuffing
- * small rocks

How would you improve your design?

I would make the parachute bigger and rounder to slow down the speed while its falling.

Name of Student inventor: Isabella Rodriguez

Picture of your egg drop:



Materials used:

- Cotton balls
- Cup
- Cupcake wrapper
- Plastic bag
- Egg
- bag


How would you improve your design?

I think my design do not need improve, because I think it was a great job.



Name of Student inventor: Jade Norris

Picture of your egg drop:



Materials used:

I used ribbon, a builder house, balloon, plastic baggy, and a tutu.

How would you improve your design?

I would have made a bigger builder house for the egg to fall on. It was hard to aim the egg to fall only in the trap.



Name of Student inventor: Khloe Miller

Picture of your egg drop:



Materials used:
Plastic bag
String
Hockey tape roll
Plastic Egg

How would you improve your design?

I would add extra padding around the egg.



Name of Student inventor: Kristof



Materials used:

- string
- a balloon
- egg
- tape
- dry cleaner bag.

How would you improve your design?

I would have added another balloon to cushion the egg more.



Name of Student inventor: Luis Ramos



Materials used:
A plastic bag,
string, and a
paper basket, air
cushion

How would you improve
your design? I will make
the parachute bigger so
it can land easier.



Name of Student inventor: Justin

Picture of your egg drop:



Materials used:
2 eggs
A plastic coffee cup.
Cotton balls

How would you improve
you improve you improve
your design?

I would add more cotton
balls to cushion the egg



Name of Student inventor: Chloe Wang

Picture of your egg drop:



Materials used:
Plastic cup, a
book sock,
plastic wrap, and
tape

How would you improve
your design?

I think i can improve by
putting more on the egg
then on the cup.



Name of Student inventor: Cristian Castaneda



Materials used: a plastic bag, string, a cup, a sponge, scissors and tape.

How would you improve your design?

I put tape on the top of cup so the egg would not fall out.



Name of Student inventor: Michael Youssef

Picture of you



Materials used:

Wire, plastic bag, tape, yarn, plastic wrap, bubble cushion

How would you improve your design? My design worked great i did not have to make any improvements.



Name of Student inventor: Sophia Alleyne



Materials used:

One Egg
Small bubble wrap
Large bubble wrap
Tape
Cardboard box

How would you improve your design?

My egg did not break on the first try, so I was happy with my design. However, I would add a parachute to my design to make it land softer.



Name of Student inventor: Ava

Picture of your egg drop:



Materials used:
I used cotton balls, egg, blue tape and toilet paper

How would you improve your design?

I would have decorated more if I had more supplies. But I would not have changed it. It worked.



